



(I)(a) Statement showing Shareholding Pattern

Name of the Company:		SRM ENERGY LIMITED							
Scrip Code, Name of the scrip, class of security:		523222 - SRMENERGY - EQUITY							
Quarter ended:		30.09.2014							
Partly paid-up shares:-		No. of partly paid-up shares		As a % of total no. of partly paid-up shares			As a % of total no. of shares of the company		
Held by Promoter / Promoters Group		0		0.00			0.00		
Held by public		0		0.00			0.00		
Total		0		0.00			0.00		
Outstanding convertible securities:-		No. of outstanding securities		As a % of total No. of outstanding convertible securities			As a % of total no. of shares of the company, assuming full conversion of the convertible securities		
Held by Promoter / Promoters Group		0		0.00			0.00		
Held by public		0		0.00			0.00		
Total		0		0.00			0.00		
Warrants:-		No. of warrants		As a % of total no. of warrants			As a % of total no. of shares of the company, assuming full conversion of warrants		
Held by Promoter / Promoters Group		0		0.00			0.00		
Held by public		0		0.00			0.00		
Total		0		0.00			0.00		
Total paid-up capital of the company assuming full conversion of warrants and convertible securities									
Face Value 10.00									
Category code	Category of shareholder	Number of shareholders	Total number of shares	Number of shares held in dematerialised form	Total shareholding as a percentage of total number of shares		Shares pledged or otherwise encumbered		
					As a percentage of (A+B) (VI)	As a percentage of (A+B+C+D) (VII)	Number of shares (VIII)	As a percentage (IX) = (VIII)/(IV)*100	
(A)	Shareholding of Promoter and Promoter Group								




1	Indian							
(a)	Individuals/Hindu Undivided Family	0	0	0	0.0000	0.0000	0	
(b)	Government(s)	0	0	0	0.0000	0.0000	0	
(c)	Bodies Corporate	1	6450000	6450000	71.1921	71.1921	0	0.0000
(d)	Financial Institutions / Banks	0	0	0	0.0000	0.0000	0	
(e)	Any Other (specify)	0	0	0	0.0000	0.0000	0	
(e)(i)		0	0	0	0.0000	0.0000	0	
(e)(ii)		0	0	0	0.0000	0.0000	0	
	Sub Total (A)(1)	1	6450000	6450000	71.1921	71.1921	0	0.0000
2	Foreign							
(a)	Individuals (Non-Resident Individuals/Foreign Individuals)	0	0	0	0.0000	0.0000	0	
(b)	Bodies Corporate	0	0	0	0.0000	0.0000	0	
(c)	Institutions	0	0	0	0.0000	0.0000	0	
(d)	Qualified Foreign Investor	0	0	0	0.0000	0.0000	0	
(e)	Any Other (specify)	0	0	0	0.0000	0.0000	0	
(e)(i)		0	0	0	0.0000	0.0000	0	
(e)(ii)		0	0	0	0.0000	0.0000	0	
	Sub Total (A)(2)	0	0	0	0.0000	0.0000	0	0.0000
	Total Shareholding of Promoter and Promoter Group (A)=(A)(1)+(A)(2)	1	6450000	6450000	71.1921	71.1921	0	0.0000
(B)	Public shareholding							
1	Institutions							
(a)	Mutual Funds/UTI	2	305700	300000	3.3742	3.3742		
(b)	Financial Institutions / Banks	0	0	0	0.0000	0.0000		
(c)	Government(s)	0	0	0	0.0000	0.0000		
(d)	Venture Capital Funds	0	0	0	0.0000	0.0000		
(e)	Insurance Companies	0	0	0	0.0000	0.0000		
(f)	Foreign Institutional Investors	0	0	0	0.0000	0.0000		
(g)	Foreign Venture Capital Investors	0	0	0	0.0000	0.0000		
(h)	Qualified Foreign Investor	0	0	0	0.0000	0.0000		
(i)	Any Other (specify)	0	0	0	0.0000	0.0000		
(i)(i)		0	0	0	0.0000	0.0000		
(i)(ii)		0	0	0	0.0000	0.0000		
	Sub Total (B) (1)	2	305700	300000	3.3742	3.3742		
2	Non-institutions							
(a)	Bodies Corporate	58	320614	238314	3.5388	3.5388		



(b)(i)	Individuals - shareholders holding nominal share capital up to Rs 1 Lakh	5500	1474151	529501	16.2710	16.2710		
(b)(ii)	Individual shareholders holding nominal share capital in excess of Rs. 1 Lakh	9	500438	458438	5.5236	5.5236		
(c)	Qualified Foreign Investor	0	0	0	0.0000	0.0000		
(d)	Any other (specify)							
d-i	NRI Rep	3	8097	7697	0.0894	0.0894		
d-ii	NRI Non -Rept	3	1000	0	0.0110	0.0110		
d-iii	OCB	0	0	0	0.0000	0.0000		
d-iv	Foreign Bodies	0	0	0	0.0000	0.0000		
d-v	Foreign National	0	0	0	0.0000	0.0000		
d-vi	Any Other	0	0	0	0.0000	0.0000		
	Sub Total (B)(2)	5573	2304300	1233950	25.4338	25.4338		
	Total Public Shareholding (B)=(B)(1)+(B)(2)	5575	2610000	1533950	28.8079	28.8079	N.A	N.A
	Total (A)+(B)	5576	9060000	7983950	100.0000	100.0000		
(C)	Shares held by custodians and against which Depository Receipts have been issued							
i	Promoter and Promoter Group	0	0	0	xxxx	0.0000	N.A	N.A
ii	Public	0	0	0	xxxx	0.0000	N.A	N.A
	Sub Total (C)	0	0	0	0.0000	0.0000	N.A	N.A
(D)	Others	0	0	0	xxxx	0.0000	N.A	N.A
	GRAND TOTAL (A)+(B)+(C)+(D)	5576	9060000	7983950	xxxx	100.0000	0	0.0000

(1)(b)	Promoter and Promoter Group	6,450,000	71.1921
(1)(c)(i)	Public holding more than 1% of the total number of shares	693,668	7.6564
(1)(c)(ii)	Public holding more than 5% of the total number of shares	0	0.0000
(ii)(a)	Depository Receipts (DRs)	0	0.0000
(ii)(b)	Holding of Depository Receipts (DRs) more than 1% of the total number of shares	0	0.0000
(1)(d)	Locked in Shares	0	0.0000




MAINMENU

) Statement showing Shareholding of persons belonging to the category
Bodies Corporate

Sr. No.	Dpid	Client Id	Name	Shares Held	% To Capital	No. Of Folios	PAN No.
1	IN302871	20398040	SPICE ENERGY PRIVA	6,450,000.0000	71.1921	1.0000	AALCS1640Q
			TOTAL	6450000	71.1921	1	


1	IN302871	20398040	SPICE ENERGY PRIVA	6,450,000.0000	71.1921	1.0000	AALCS1640Q
---	----------	----------	--------------------	----------------	---------	--------	------------



MAINMENU

**B(1)(a) Statement showing Shareholding of persons belonging to the category
Mutual Funds/UTI**


Sr. No.	Dpid	Client Id	Name	Shares Held	% To Capital	No. Of Folios	PAN No.
1	IN300812	10488845	UTI-UNIT LINKED INSURANCE PLAN	300,000.0000	3.3113	1.0000	AAATU1088L
2		S001326	SBI CAPITAL MARKETS LTD MF TWO	5,700.0000	0.0629	1.0000	
			TOTAL	305700	3.3742	2	




MAINMENU

**B(2)(a) Statement showing Shareholding of persons belonging to the category
Bodies Corporate**

Sr. No.	Dpid	Client Id	Name	Shares Held	% To Capital	No. Of Folios	PAN No.
1	IN301740	10339877	BAHUBALI PROPERTIES LIMITED	68,600.0000	0.7572	2.0000	AABCB1061G
2	12059100	00010402	LAKSHMISHREE INVESTMENT & SECURITIES P	54,000.0000	0.5960	1.0000	AABCL1546Q
3		H000415	HITKARI POTTERIES PVT LTD	47,200.0000	0.5210	1.0000	
4	12010800	00011619	GANDHI SECURITIES & INVESTMENT PRIVATE	25,000.0000	0.2759	1.0000	AAACG2133P
5	IN303116	10271924	IMAGE SECURITIES LTD	18,500.0000	0.2042	1.0000	AAACI7757D
6	12017000	00141059	PROECO STOCKCOM PRIVATE LIMITED	18,000.0000	0.1987	1.0000	AAECP9567A
7	IN301071	80037783	SIRIUS SECURITIES PVT LTD	14,863.0000	0.1641	1.0000	AAGCS3168N
8	IN301549	18471406	AMIDEEP SECURITIES PVT LTD	10,500.0000	0.1159	2.0000	AAACA6081G
9		G000299	GANGA PLASTICS PVT LTD	7,500.0000	0.0828	1.0000	
10		P001255	P NATH LINKERS PVT LTD	5,000.0000	0.0552	1.0000	
11	IN301143	10095924	MASTER CAPITAL SERVICES LTD	4,600.0000	0.0508	1.0000	AABCM1406A
12	IN302324	10444437	STEEL CITY SECURITIES LIMITED	4,500.0000	0.0497	1.0000	AAECS0970L
13		S002825	M/S SALDANHA INVESTMENTS & FINANCE CO	4,000.0000	0.0442	1.0000	
14	IN301740	10350986	HERALD COMMERCE LIMITED	3,600.0000	0.0397	1.0000	AAACH6763J
15	12034100	00000612	SSJ FINANCE & SECURITIES PVT. LTD.	3,500.0000	0.0386	1.0000	AABCS4245H
16		G000602	GSB SHARE CUSTODIAN SERVICES LTD	2,600.0000	0.0287	1.0000	
17		P001245	PINKHEM INVESTMENTS CO PVT LTD	2,500.0000	0.0276	1.0000	
18		N001067	NIKKO SECURITIES PVT LTD	2,400.0000	0.0265	1.0000	
19		A001462	AMIDEEP SECURITIES PVT LTD	2,000.0000	0.0221	1.0000	
20		K001223	KHEM SUM APPARELS OVERSEAS LTD	2,000.0000	0.0221	1.0000	
21	12034100	00334176	SPAN INFRA-CON PRIVATE LIMITED	1,900.0000	0.0210	1.0000	AALCS4122K
22		S002508	SAFSET FORWARDERS PVT LTD	1,900.0000	0.0210	1.0000	
23	12034100	00334161	SPAN PETRO-CHEM PRIVATE LIMITED	1,600.0000	0.0177	1.0000	AAMCS5251N
24	IN302365	10000130	SHRI PARASRAM HOLDINGS PVT.LTD.	1,433.0000	0.0158	1.0000	AAACS4487J
25	IN303077	10515434	ERGO CREATIVE SOLUTIONS PRIVATE LIMITED	1,391.0000	0.0154	1.0000	AACCE2034P
26		M000811	MAYANK TRADERS P LTD	1,100.0000	0.0121	1.0000	
27	IN303719	10525200	SAM HOLDINGS (BOMBAY) PRIVATE LIMITED	1,000.0000	0.0110	1.0000	AADCS8872J
28	IN302470	10686257	DILIP HOLDINGS PVT LTD	1,000.0000	0.0110	1.0000	AABCD7267N
29		T000144	TEXELITE IND ENGG PVT LTD	1,000.0000	0.0110	1.0000	
30	IN302902	49112060	AVS EQUISERVE LIMITED	957.0000	0.0106	1.0000	AAICA7038B
31	IN303077	10119102	VAIBHAVA ENTERPRISES PVT LTD	600.0000	0.0066	1.0000	AABCV8163B
32		S001393	SHIPPING AND TRAVEL AGENTS P LTD	500.0000	0.0055	1.0000	
33		S002854	STATUS TRACON P LTD	500.0000	0.0055	1.0000	
34	12013500	00035841	CIL SECURITIES LIMITED	500.0000	0.0055	1.0000	AAACC9564C
35	12036600	00022301	RAJMANI SECURITIES PVT LTD	500.0000	0.0055	1.0000	AABCR5086M




36		S002024	SREE VALLIAPPA INVESTMENTS PVT LTD	500.0000	0.0055	1.0000	
37		R001853	RUIA FINANCE AND LEASING PVT LTD	400.0000	0.0044	1.0000	
38	IN302164	10176053	KANISHK GLOBAL SOLUTIONS PVT LTD	400.0000	0.0044	1.0000	AABCK7176M
39		N000922	NAVKAAR VENTURES AND ENGINEERS P LTD	300.0000	0.0033	1.0000	
40	IN302863	10000108	ZEN SECURITIES LTD-BSE CLIENTS A/C	300.0000	0.0033	1.0000	AAACZ0682Q
41		K001317	KHEM SUM APPARELS OVERSEAS LTD	300.0000	0.0033	1.0000	
42		V000512	VIJAY PUNJABI CONS PVT LTD	200.0000	0.0022	1.0000	
43	IN303165	10000868	SRI SHIRDI CAPITAL SERVICES PVT LTD	180.0000	0.0020	1.0000	AAFCS6823B
44	12059400	00000281	LUCK LUCK INVESTMENT AND FINANCE PVT L	100.0000	0.0011	1.0000	AAACL9204C
45	IN300020	11664020	CEAR INDIA FINANCE (P) LTD.,	100.0000	0.0011	1.0000	AAACC0040R
46	IN301549	30762744	3 A FINANCIAL SERVICES LTD	100.0000	0.0011	1.0000	AAICA1350L
47	IN300940	10160640	INDUS PORTFOLIO PVT. LTD	100.0000	0.0011	1.0000	AABCI3730R
48		C000535	CUSTODIAN A C FAIRGROWTH FINANCIAL SER	100.0000	0.0011	1.0000	
49		H000807	HEM FINANCIAL SERVICES LTD	100.0000	0.0011	1.0000	
50		M000812	MAYANK TRADERS P LTD	100.0000	0.0011	1.0000	
51		S002823	SOM DATT FINANCE CORPORATION LIMITED	100.0000	0.0011	1.0000	
52	12075100	00000065	SUMPOORNA PORTFOLIO LIMITED	100.0000	0.0011	1.0000	AAOCS8998N
53	12048600	00000609	AFN LANGRANA SHARE & STOCK BROKERS PV	90.0000	0.0010	1.0000	AAACA8815E
54	IN301774	10000167	RELIGARE SECURITIES LTD	90.0000	0.0010	1.0000	AAACF1952D
55	12036600	00002540	MAVERICK SHARE BROKERS LIMITED	80.0000	0.0009	1.0000	AAECM8942N
56	IN300966	10060240	GLOBE CAPITAL MARKET LTD	60.0000	0.0007	1.0000	AAACG4267G
57	IN300394	10014644	KARVY STOCK BROKING LIMITED	40.0000	0.0004	1.0000	AABCK5190K
58	12032800	00240139	DBFS SECURITIES LIMITED	30.0000	0.0003	1.0000	AABCS0244A
			TOTAL	320614	3.5388	60	



MAINMENU

**B(2)(b) Statement showing Shareholding of persons belonging to the category
Individual shareholders holding nominal share capital in excess of Rs. 1 Lakh**


Sr. No.	Dpid	Client Id	Name	Shares Held	% To Capital	No. Of Folios	PAN No.
1	IN300360	20314608	ARUN K HITKARI	154,800.0000	1.7086	1.0000	AAAPH1005Q
2	12033000	00008451	AJAY RAJENDRA GUPTA	122,607.0000	1.3533	1.0000	AILPG5850F
3	12033000	00016796	NEELAM AJAY GUPTA	116,261.0000	1.2832	1.0000	ADQPG0720N
4		K001152	KRISHAN KAPOOR	25,000.0000	0.2759	1.0000	
5	IN300513	12142489	KAMALANATHAN G	24,272.0000	0.2679	1.0000	ANJPK0965E
6		D000476	DURGADEVI HITKARI	17,000.0000	0.1876	1.0000	
7	IN303028	54242016	SARITA ARVIND SANCHE'I	16,498.0000	0.1821	1.0000	AIQPS6597N
8	IN300183	10741436	SHILPA G ZATAKIA	13,300.0000	0.1468	1.0000	AADPZ3646A
9	IN300360	20314616	DEBBIE A HITKARI	10,700.0000	0.1131	1.0000	AABPH6724P
			TOTAL	500438	5.5235	9	



MAINMENU

(B)(2)(d)(i) Statement showing Shareholding of persons belonging to the category
NRI Rep


Sr. No.	Dpid	Client Id	Name	Shares Held	% To Capital	No. Of Folios	PAN No.
1	12047100	00034900	PRAFUL JAGMOHANDAS VORA	6,700.0000	0.0740	1.0000	ABUPV8900B
2	IN300239	12241944	MALKANI SURESH BHOJRAJ	997.0000	0.0110	1.0000	ANYPM3125F
3		R001733	R J RATHOD	400.0000	0.0044	1.0000	
			TOTAL	8097	0.0894	3	



MAINMENU

(B)(2)(d)(ii) Statement showing Shareholding of persons belonging to the category
NRI Non -Rept

Sr. No.	Dpid	Client Id	Name	Shares Held	% To Capital	No. Of Folios	PAN No.
1		S001431	SHAILESH SHASHIKANT VIRANI	500.0000	0.0055	1.0000	
2		V000622	V JAYARAM	400.0000	0.0044	1.0000	
3		P000782	PARESH BHUPATRAI VIRANI	100.0000	0.0011	1.0000	
			TOTAL	1000	0.011	3	




MAINMENU

(I)(b) Statement showing holding of securities (including shares, warrants, convertible securities) of persons belonging to the category "Promoter and Promoter Group"

30-Sep-2014

Sr. No.	DP ID	Client Id	Name of the shareholder	Details of Shares held		Encumbered shares (*)			Details of warrants		Details of convertible securities		Total shares (including underlying shares assuming full conversion of warrants and convertible securities) as a % of diluted share capital	No of Folios	PAN No.
				Number of shares held	As a % of grand total (A) +(B) +(C)	Number	As a percentage	As a % of grand total (A)+(B)+(C)+(D) of sub clause (I)(a)	Number of warrants held	As a % total number of warrants of the same class	Number of convertible securities held	As a % total number of convertible securities of the same class			
(i)			(ii)	(iii)	(iv)	(v)	(vi) = (v)/(iii)*100	(vii)	(viii)	(ix)	(x)	(xi)			
1.0000	IN302871	20398040	SPICE ENERGY PRIVATE LIMITED	6,450,000.0000	71.1921	0.0000	0.0000	0.0000	0.0000	0.0000	0.0000	0.0000	71.1921	1.0000	AALCS1640Q
TOTAL				6450000	71.1921	0	0.0000	0.0000	0	0	0	0	71.1921	1	




MAINMENU

(i)(c)(i) Statement showing holding of securities (including shares, warrants, convertible securities) of persons belonging to the category "Public" and holding more than 1% of the total number of shares

30-Sep-2014

Sr. No.	DP ID	Client Id	Name of the shareholder	Number of shares held	Shares as a percentage of total number of shares (i.e., Grand Total (A)+(B)+(C)+(D) indicated in Statement at para (i)(a) above)	Details of warrants		Details of convertible securities		Total shares (including underlying shares assuming full conversion of warrants and convertible securities) as a % of diluted share capital	No of Folios	Pan No.
						Number of warrants held	As a % total number of warrants of the same class	Number of convertible securities held	% w.r.t total number of convertible securities of the same class			
1.0000	IN300812	10488845	UTI-UNIT LINKED INSURANCE PLAN	300,000.0000	3.3113	0.0000	0.0000	0.0000	0.0000	3.3113	1.0000	AAATU1088L
2.0000	IN300360	20314603	ARUN K HITKARI	154,800.0000	1.7086	0.0000	0.0000	0.0000	0.0000	1.7086	1.0000	AAAPH10050
3.0000	12033000	00008451	AJAY RAJENDRA GUPTA	122,607.0000	1.3533	0.0000	0.0000	0.0000	0.0000	1.3533	1.0000	AJLPGS850F
4.0000	12033000	00018798	NEELAM AJAY GUPTA	116,281.0000	1.2832	0.0000	0.0000	0.0000	0.0000	1.2832	1.0000	ADOPG0720N
TOTAL				693568	7.8584	0	0	0	0	7.6584	4	




MAINMENU

(I)(c)(iii) Statement showing holding of securities (including shares, warrants, convertible securities) of persons (together with PAC) belonging to the category "Public" and holding more than 5% of the total number of shares of the company

30-Sep-2014

Sr. No.	DP ID	Client Id	Name(s) of the shareholder(s) and the Persons Acting in Concert (PAC) with them	Number of shares	Shares as a percentage of total number of shares (i.e., Grand Total (A)+(B)+(C)+(D) Indicated in Statement at para (I)(a) above)	Details of warrants		Details of convertible securities		Total shares (including underlying shares assuming full conversion of warrants and convertible securities) as a % of diluted share capital	No of Folios	Pan No.
						Number of warrants held	As a % total number of warrants of the same class	Number of convertible securities held	% w.r.t total number of convertible securities of the same class			
TOTAL				0	0	0	0	0	0	0	0	




MAINMENU

(l)(d) Statement showing details of locked-in shares

30-Sep-2014

Sr. No.	Name of the shareholder	Category of Shareholder	Lock in date	Number of locked-in shares	Locked-in shares as a percentage of total number of shares {i.e., Grand Total (A)+(B)+(C)+(D) indicated in Statement at para (l)(a) above}	PAN No.
TOTAL				0	0	




MAINMENU

(l)(b) Statement showing holding of securities (including shares, warrants, convertible securities) of persons belonging to the category "Promoter and Promoter Group"

30-Sep-2014

Sr. No.	DP ID	Client Id	Name of the shareholder	No. of Shares held	% To Capital	No of Foilos	PAN No.
1.0000	IN302871	20398040	SPICE ENERGY PRIVATE LIMITED	6,450,000.0000	71.1921	1.0000	AALCS1640Q
TOTAL				6450000	71.1921	1	




MAINMENU

(l)(c)(i) Statement showing holding of securities (including shares, warrants, convertible securities) of persons belonging to the category "Public" and holding more than 1% of the total number of shares

30-Sep-2014

Sr. No.	DP ID	Client Id	Name of the shareholder	No. of Shares held	% To Capital	No of Foilos	PAN No.
1.0000	IN300360	20314608	ARUN K HITKARI	154,800.0000	1.7086	1.0000	AAAPH1005Q
2.0000	IN300812	10488845	UTI-UNIT LINKED INSURANCE PLAN	300,000.0000	3.3113	1.0000	AAATU1088L
3.0000	12033000	00016796	NEELAM AJAY GUPTA	116,261.0000	1.2832	1.0000	ADQPG0720N
4.0000	12033000	00008451	AJAY RAJENDRA GUPTA	122,607.0000	1.3533	1.0000	AILPG5850F
TOTAL				693668	7.6564	4	




MAINMENU

(l)(c)(ii) Statement showing holding of securities (including shares, warrants, convertible securities) of persons (together with PAC) belonging to the category "Public" and holding more than 5% of the total number of shares of the company

30-Sep-2014

Sr. No.	DP ID	Client Id	Name of the shareholder	No. of Shares held	% To Capital	No of Foilos	PAN No.
TOTAL				0	0.0000	0	




MAINMENU

(l)(d) Statement showing details of locked-in shares

30-Sep-2014

Sr. No.	DP ID	Client Id	Name of the shareholder	No. of Shares held	% To Capital	No of Foilos	PAN No.
TOTAL				0	0.0000	0	



MAINMENU

(II)(b) Statement showing Holding of Depository Receipts (DRs), where underlying

shares held by 'promoter / promoter group' are in excess of 1% of the total number of shares

Sr. No.	DP ID	Client Id	Name of the shareholder	No. of Shares held	% To Capital	No of Foilos	PAN No.
TOTAL				0	0.0000	0	

